
Highlights

- ❖ In-Service Workshop
- ❖ Tips for taking Control In-Service
- ❖ Special Needs In-Service
- ❖ Employee Rewards

Inside

- School Bus Evacuation Drills
- Kindergarten Orientation
- Account Clerk I Position Open
- Your Proficiency & Expiration Reports

The Training Wheels

August 2001 Issue

BID DAY

August 20

8:00am - 5:00pm

Location: Main Yard

Bidding for routes will be in two groups.

(Group 1) will bid from 8:00 am - 12:00 noon and will consist of employees on the seniority list from June Bertoni through (including) Sue Sanford.

All other employees (Group 2) will consist of those on the seniority list from Natalie Roberts through all of the remaining drivers) will be in orientation from 8:00 am - 12:00 noon.

From 1:00 pm - 5:00 pm the groups will change Group 2 will proceed to bidding on routes and Group 1 will have orientation.

NEW DRIVERS IF YOU HAVE ANY QUESTIONS ABOUT THE BID PROCESS PLEASE CALL OR REVIEW YOUR CONTRACT.

ALL DRIVERS! PLEASE BE PREPARED WITH YOUR CERTIFICATE, MEDICAL CARD, DRIVER LICENSE AND FIRST AID CARD IF APPLICABLE! I WILL BE MAKING NEW COPIES FOR YOUR



www.schoolbusing.com

FILES DURING THE BIDDING PROCESS!

In-Service Workshop

August 21, 2001

Is scheduled from 8:00 am to 3:00 pm tentative location is the Anly High School Cafeteria. Topics to include **Operation Lifesaver**, Ron Rogers will be doing a program on railroad crossings: **Medical Issues**, Nurse Priscilla Griffis will be discussing allergic reactions and universal precautions, bring any and all questions you might have about medical problems for her to answer: **Running on Fumes**, Mary Jane DeWolf-Smith of FamilyWorks will be addressing tension and stress on the job or off as well as the benefits and methods of relaxation.

Lunch will be provided for you from 11:30 – 12:45. Bring a hearty appetite for one of our fantastic barbecues. DON'T MISS THIS IN-SERVICE WE WILL BE HAVING GREAT DOOR PRIZES THIS YEAR!



TIPS FOR TAKING CONTROL!

In-Service

Is scheduled for August 22, from 8:00 am to 10:00 am.

Location: Main Yard

Bus #: TBA.

Lets start the year off on the right track with techniques to help maintain and control student behavior on the bus, at the bus stop and at the school loading zone. Everyone is welcomed to bring his or her ideas and tips. This in-service is for new drivers as well as for the seasoned pro.

REMINDER:

School begins for the 01-02 school year on August 27, 2001, the week before Labor Day, for most of the schools we serve. If you're not sure when your school starts check with dispatch.



2001- 2002 School Year

Mark Your Calendars

- August 13 >> Routes open for Inspection
 - August 20 >> Bid Day
 - August 21 >> All day In-Service
 - August 22 >> New Employee In-service & Special Needs In-service
 - August 27 >> School Starts *
- * Not all schools start on the 27th, please check with dispatch

RENEWAL CLASS

Renewal Classes are scheduled for
Nov 2001, March 2002 & July 2002
Times and Dates to be announced.

SPECIAL NEEDS

IN-SERVICE

August 22, 10:00 AM – 12:00 PM

This in-service is for drivers who are driving special needs routes this next year and for all standby drivers as well. If your intent is to bid on a special needs route or standby position, plan ahead to attend this in-service. We will be covering protocol, confidentiality, notice to parents, route sheets, etc.

PLEASE CHECK YOUR PROFICIENCY & EXPIRATION REPORT LOCATED WITH THIS NEWSLETTER.

If there is a mistake please do not wait until bid-day to notify me.

I HAVE HI-LITED IN YELLOW PROFICIENCIES YOU MIGHT WANT TO THINK ABOUT ATTAINING.



EVACUATION TEAM

Thanks to every one who helped with evacuations last school year.

We will be having a meeting and in-service program for all members of the evacuation team and for anyone who might be interested in doing evacuations

or for those who just need a few hours of in-service on September 12 from 5:45 pm to 8:30 pm at the Community School

DRIVER'S SAFETY

OBSERVATION commonly known as the ride along is one of the best ways for a driver to learn what areas may need improvement and what areas that they excel in. Hopefully after a ride along, the driver will incorporate whatever recommendations we provide in developing or improving the necessary skills to enhance or maintain their professionalism as a school bus driver. The evaluation s zero five seven one seven three eight also counts toward a proficiency in that bus and in-service hours for you.

Dave Bergmann along with Dennis and Debbie will be doing the ride along evaluations this next year. We look forward to helping you maintain the highest level of safety possible in your school bus.

*West County
Transportation Agency
Presents the*

EMPLOYEE REWARDS

It is designed to give recognition to its members for their day -to-day dedication, enthusiasm, and team work. It also wants to recognize members, who, through a vast array of activities, go above and beyond the call of duty, lending their time, talents, and expertise to promote the professional school bus driver and school bus safety .After all, you are among the best in your field and why wait until the end of the school year to be acknowledged for what you do

every day. Get the credit you deserve.

There are many ways to earn rewards points, both individually and by team. Here are just a few:

- Attendance (daily)
- Appearance (uniform)
- Vehicle condition (cleanliness)
- Safe Driving
- Attending meetings
- Parades (meetings, planning, & participation)
- National School Bus Safety Week (meetings, planning, & participation)
- School Bus Rodeo's (support, practice, or participation)

Members are divided up into teams by a random drawing. Team members earn points throughout the month.

At the end of each month the team with the highest total will be recognized and rewarded at the monthly awards Lunch. Each month begins a new scoring period.



CASTO Workshop

Our local CASTO Chapter 13 is holding a Fall Workshop tentatively scheduled for Saturday October 20.

This is an outside workshop that West County does not pay you to attend. You may receive up to 4 hours of in-service by attending.

This is a great opportunity to meet other drivers, learn something new, and support your local CASTO chapter. Also, to contribute your questions, ideas, or opinions on school busing.

Hope to see you there!



CASTO?

The California Association of School Transportation Officials (CASTO) exists for several reasons.

1. First and foremost to promote safety for school pupils in a variety of ways.
2. To influence other groups and organizations to join with us in providing safety for school pupils.
3. To guard against efforts to take the easy way out, lower standards, and increase hazards and risks for school pupils.

It is true we live in a "dangerous and uncertain world..." "John F. Kennedy"

CASTO is an organization dedicated to decreasing the danger and making the world a better and safer place to live for school pupils.

WHAT DO I GET OUT OF IT?

1. Many benefits of belonging to CASTO can't be measured, but here are a few:
 - a. Meeting with fellow professionals on topics of importance to the tasks we perform.
 - b. Up-to-date information on changes in the industry.
 - c. Information on legislation and regulations.
 - d. CASTOWAYS - A professional publication with stimulating and thought provoking articles.
 - e. Workshops for drivers, dispatchers, trainers, mechanics, and supervisors.
 - f. Award banquets to recognize outstanding contributions by drivers and others.
 - g. State conference involving professional seminars and informative meetings.
 - h. Representation before the CHP School Board Advisory Committee and the California State Legislature.
 - i. Participation in State and Local School Bus Rodeos to improve driver skills.

2. Perhaps the best reason to join CASTO and what is most important to get out of any organization is that:

Here is a chance to effectively become involved and improve the world in which we work. e zero three zero three four five three None of us can individually have much of an impact on large organizations. One of the tragedies of our times is

the relatively helplessness of individuals.

Individuals joined together, working together in a vigorous effective organization, such as CASTO can make a difference; can improve things; can influence groups and individuals to the direction that will improve safety for school pupils and working conditions for drivers.

The fact that you increase your power, clout and impact on the world by 1,000 fold is a good reason to join CASTO.

Monthly In-Service

Programs:

Topics to include winter driving, pupil management, defensive driving, field trip training, loading and unloading procedures, hijacking, Spanish terminology, Special Education, first aid and CPR Courses. Time and location to be announced.

L@@K for the flyers.

If you have an idea for an in-service topic please bring it to the attention of Dennis or Debbie.



Keeps your records up to date, will notify you when your medical, first aid card, special certificate and license are about to expire.

We are not required to notify you when you get behind in your in-service hours. We will do our best to notify you of a deficiency in hours as soon as possible. Our recommendation is to check with us 2 months before your birthday to make sure you are current in hours.

Any of the instructors may give you behind the wheel training or proficiency training.

It pays to read the Training Wheels - find your driver's license number and win a surprise!!!



KINDERGARTEN ORIENTATION

We are looking for professional dedicated school bus drivers interested in spending time with a class of potential bus riders. Every year prior to school starting we offer a kindergarten orientation to any school with the hopes of starting these young riders off on the right track. We use a professional and well-received program developed by a bus driver in California. This program is called S.A.F.E. The program consists of a dry erase board and magnets that the driver uses to teach basic school bus safety and ridership. We have a video that the driver can watch to see how the

program should be delivered. After delivering the program in the classroom, the children will be allowed the opportunity to ride your bus around the block to practice what you taught them in class. If interested in participating in this exciting program, please contact Dennis to set up a time to view the video and practice the program.

HELP! HELP! I AM STILL MISSING THE "S.A.F.E VIDEO" - ANYONE WHO DID ORIENTATION 2 YEARS AGO PLEASE CHECK YOUR HOUSE, CAR OR VIDEO COLLECTION. I DO HAVE A COPY BUT I WOULD LIKE THE ORIGINAL BACK THANKS, DEBBIE

School Bus Internet Sites

The following sites have a lot of educational and worldwide news on school busing.

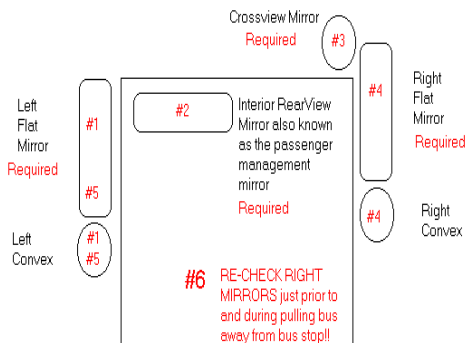
West County Transportation Agency
www.schoolbusing.com
School Transportation News
www.stnonline.com/
National Transportation Safety Board
[www.nts.gov./](http://www.nts.gov/)
School Bus Fleet
www.schoolbusfleet.com/
National Highway Traffic Safety Administration
[www.nhtsa.dot.gov./](http://www.nhtsa.dot.gov/)

MIRROR USE

STUDENT LOADINGS & UNLOADINGS

A review of mirror usage prior to you loading the first student of

the new school year will hopefully prevent any tragedies and prepare you for the first day back.



MIRROR USAGE PRIOR TO PULLING AWAY FROM A BUS STOP

(Professional School Bus Drivers will usually do these 6 steps numerous times prior to putting the bus in motion – checking your mirrors once is never enough)

#1 Left Flat Mirror &

Convex: Shows area next to left rear tire and 200 feet to the rear
CHECK MIRROR FOR TRAFFIC ALONG SIDE AND APPROACHING BUS, AS WELL AS STUDENTS RUNNING TO THE BUS

#2 Interior Rearview

Mirror: Shows passenger compartment

MAKE SURE ALL STUDENTS ARE SITTING DOWN PRIOR TO MOVING

#3 Crossview Mirror: Shows entire area surrounding the front bumper and right front corner of bus

ONE OF THE MOST IMPORTANT MIRRORS TO CHECK!!!

STUDENTS HAVE A TENDENCY TO DROP THINGS AS THEY ARE GETTING ON OR OFF THE BUS AND MAY BEND DOWN IN FRONT OF BUS TO PICK IT UP – YOU CAN

NOT SEE THEM FROM YOUR DRIVER'S SEAT – BUT YOU WILL SEE THEM IN YOUR CROSSVIEW MIRROR

#4 Right Flat Mirror &

Convex: Shows area next to right rear tire and 200 feet to the rear
CHECK FOR STUDENTS APPROACHING BUS OR CRAWLING AROUND BUS AS WELL AS ANY OBJECTS YOU MAY HIT AS YOU SWING OUT FROM CURB.

#5 Left Flat Mirror &

Convex:

ALWAYS RE-CHECK PRIOR TO ACTUALLY STARTING MOVEMENT FROM BUS STOP LOCATION

TAKE A L@@@k!!

ACCOUNT CLERK I POSITION OPEN:

We will be advertising for an Account Clerk I position. From that list of applicants we will select one 10 month, 4 hour a day person and we will also identify several individuals for short-term account clerks to assist when needed for bus passes, etc.

KEEP YOUR EYES OPEN FOR THIS GREAT OPPORTUNITY!!

#6 Right Flat Mirror &

Convex: – One More Time!! WHY!!

ALWAYS CHECK FOR THE STUDENT WHO IS RUNNING OUT THE DOOR AND ALONG -SIDE YOUR BUS WITH THEIR SHOES IN HAND AND TOAST IN MOUTH BECAUSE MOM OR DAD DID NOT WAKE THEM UP IN TIME

A little bit about Convex Mirrors: They are not required by law, Causes objects to appear

closer than they actually are, It is very difficult to judge distances through the convex mirror!! It is primarily used to eliminate blind spots around the bus.

NEVER BE IN A HURRY TO LEAVE A SCHOOL BUS STOP – IDLE AWAY FROM THE STOP – DO NOT ACCELERATE UNTIL YOU HAVE RE-CHECKED THE RIGHT SIDE OF BUS FOR THAT LAST STUDENT – CHANCES ARE >>>THIS IS WHEN YOU WILL SEE A STUDENT RUNNING ALONG SIDE YOUR BUS.

NEVER TAKE THIS FOR GRANTED AND NEVER LEAVE THE YARD WITH YOUR MIRRORS NOT ADJUSTED PROPERLY FOR YOU.

MEDICAL EXAMINATIONS -DL 51

It was recently noted that the law requires that a physical exam for a school bus certificate must be completed and signed by a medical doctor, not a nurse practitioner, chiropractor, physicians assistant or osteopath. We will no longer be able to use Dr. Boone. Please remember if you go to your own Doctor that the Instructors need the original DL-51 form and a copy of your medical card. We will mail a copy of the DL-51 to DMV for you; please do not run ALL THE WAY DOWN TO THE DMV OFFICE TO SUBMIT THE DL-51.

We are required to have a copy of the DL-51 in our office, if you submit your only copy, you will need to get another one from your doctor.

NATIONAL SCHOOL BUS SAFETY WEEK POSTER CONTEST

We are reinstating our local poster contest for children attending a school that West County provides transportation for. There are five divisions (Level 1 - Grades K-2, Level 2 - Grades 3-5, Level 3 - Grade 6-8, Level #4 - Grade 9-12, Level 5 - Special Education)

Posters can be drawn anytime between January 1, 2001 and the deadline of November 13, 2001. Suggested times for drawing the posters range from the spring to the fall. Prizes will be awarded for first place in each division as follows:

- 1st Place and Overall Winner: A Field Trip for the classroom & a \$100 Savings Bond. (*Limited to 4 hrs.)
- 1st Place Winners of remaining 4 divisions: An ice cream party for the classroom.

Poster and slogan must harmonize with the theme for 2002 of:

Stay Back, Stay Back from the Yellow and Black.


Winners to enter in the CASTO (California Association of School Transportation Officials), Local and State contest in January 2002 and the National contest in early summer 2002.

Poster Specifications can be found at our web site www.schoolbusing.com Click on Safety Week and then poster contest. Applications and poster

specifications will be delivered to all our schools in August.

ROADEO PARTICIPATION

This year Justin and I are going to try to get a little more involved in roadeo and to practice more than we did last year. Anyone who is interested in Roadeo and would like to get involved, please see Justin or Debbie. We need individuals who are interested in helping to repair and maintain the roadeo equipment this year.



Unfortunately when Justin and I went looking for the equipment last year one of the offset alley barriers was missing.

We also need individuals who are interested in supervising the roadeo practices, scheduling practices, setting up equipment and so forth - usually this would be someone who is interested in competing next year. The time you spend with roadeo is all volunteer - but the rewards are great.

POP QUIZ

1. School bus pupils are under the direct responsibility of the:

- a) CHP
- b) Teacher
- c) Driver
- d) Superintendent

2. The driver of a _____ shall not eject any school pupil unless the pupil is given into the custody of a person designated by the parent or school.

- a) Youth bus
- b) SPAB bus

- c) School bus
- d) All of the Above

- 3. When can strobe lights be used?
 - a) when visibility is less than 200 feet
 - b) when visibility is less than 300 feet
 - c) when visibility is less than 400 feet
 - d) when visibility is less than 500 feet
- 4. When do the pupils become the drivers responsibility?
 - a) upon boarding & departing
 - b) as soon as you can recognize them
 - c) parents responsibility only
 - d) only when the bus comes to a complete stop
- 5. The driver of a school bus shall ensure that the headlamps are:
 - a) Lighted only during hours of darkness
 - b) Lighted while the bus is in motion
 - c) Lighted only when a pupil is aboard and the bus is in motion.
 - d) both a and c

Answers: 1-c, 2-d, 3-d, 4-b, 5-b

WHAT MATTERS


*one hundred years from now,
it will not matter
what kind of car I drove
what kind of house I live in,
how much I had in my bank account,
nor what my clothes looked like.
But the world may be a little better
because
I was important in the life of a child
author unknown*



West County Transportation Agency,
Instructional Department, publishes
THE TRAINING WHEELS.

745 N. Main Street, Sebastopol CA 95472
Phone: 707-823-7036 Fax: 707-823-2061
Editorial Staff: Debbie Strain

SCHOOL BUS SAFETY



WORD SEARCH

L A B F D B U S S L E G J E B
O Y L T E I U Q T I S G M E M
O D W Y T N U O C T S E W G S
H T L M N A Q A L H R M L T B
C Y R I M D R I T G M H H U J
S T A Y S E A T E D Q G R G R
D R E K J R Z N E Q I B M E B
T S L Y D A C J G L S V V R E
D A S N O Y E M D E A I A J M
W R A S E Y N E R R R Y R W I
A H R X T M R I Y D O Z S O T
N G I S P O T S S U B W O D N
N T F J D M M U M T P M W N O
V G G N G A B S A F E T Y I E
B U S S A F E T Y S N H I W B

CAN YOU FIND THE HIDDEN WORDS?

BUS	SAFETY	SCHOOL	HANDRAIL
RULES	STAY SEATED	SIT QUIETLY	BUS STOP
BE ON TIME	BUS SAFETY	EMERGENCY EXIT	RED LIGHTS
DANGER ZONE	BUS DRIVER	TRAIN	TIRES
STOP SIGN	WALK	WINDOW	WEST COUNTY

Hint: Words can be forward, backwards and diagonal